

IMPACT *to* CHANGE

Transforming communities
permanently
transferring professional
and economic skills
through interventions
of specific duration.



CELIM
impact to change

SOCIAL REPORT



2015





CELIM'S IDENTITY

| | |
|---------------------------|---|
| Mission and core values | 4 |
| Our world | 5 |
| Our operational structure | 7 |
| Our stakeholders | 8 |



SOCIAL REPORT


12



RESOURCES

| | |
|----------------------------|----|
| Our personnel in Italy | 15 |
| Our personnel abroad | 17 |
| The national civil service | 19 |
| Our financial resources | 20 |

1-CE LIM'S IDENTITY



MISSION AND CORE VALUES

Transforming communities permanently

Our interventions target communities and are the result of a careful analysis of available resources and local situation. The effects are permanent and live on with the community, constantly transforming it as well as being transformed with it.

Transferring professional and economic skills

Training interventions are aimed at starting professions and economic activities which are sustainable over the long term, and which are supported with interventions of micro-credit and functional literacy. All is managed either directly or in partnership with local organisations of appropriate reputation.

Interventions of specific duration

Projects always have a specific timeframe, even though CELIM continues to monitor them through time.



The role of the family

The family is understood to be the foundation of any type of community. Since the beginning of the 80s CELIM has decided extend the promotion of international volunteering to families and young couples as well as single individuals. It is not by accident that among the returning lay missionaries many couples decided to live in Community of Families.

Partnership, self-sustainable projects and autonomy of beneficiaries

In the Developing Countries CELIM operates in synergy with local partners, by helping them implement activities and with the aim of training personnel to enable them to manage the projects autonomously once the intervention has come to an end.

Relationship with the Diocese of Milan

CELIM was founded in 1954 as a spontaneous association within Milan's diocesan world in support of missionary activity in the southern hemisphere; the Diocese of Milan still maintains an important role but in full observance of the Association's strategic choices.

An 'artisanal' approach to co-operation

CELIM's volunteers combine experience and skills with passion and spirit of service, while fully respecting the cultures they come across; they are so-called 'artisans of development' because through small, discreet and at the same time specific acts they help bring a real, significant improvement to the living conditions of many people.

Since 1954 CeLIM has been operating in Africa, Latin America, Asia and Eastern Europe. Nowadays the Association manages co-operation projects ranging in Africa, the Middle East and the Balkans. In Italy the Association deals with education and training activities aimed at schools and families, promoting world citizenship, the rights of the child and knowledge of the Countries where it operates.

KEYS



ENVIRONMENTAL PROTECTION
RENEWABLE ENERGIES



EDUCATION



HUMAN RIGHTS



PROFESSIONAL TRAINING
ECONOMIC DEVELOPMENT



NUTRITION
HEALTH



SERVICES FOR SCHOOLS
AND COMMUNITIES



AGRICULTURAL DEVELOPMENT



SUSTAINABLE TOURISM

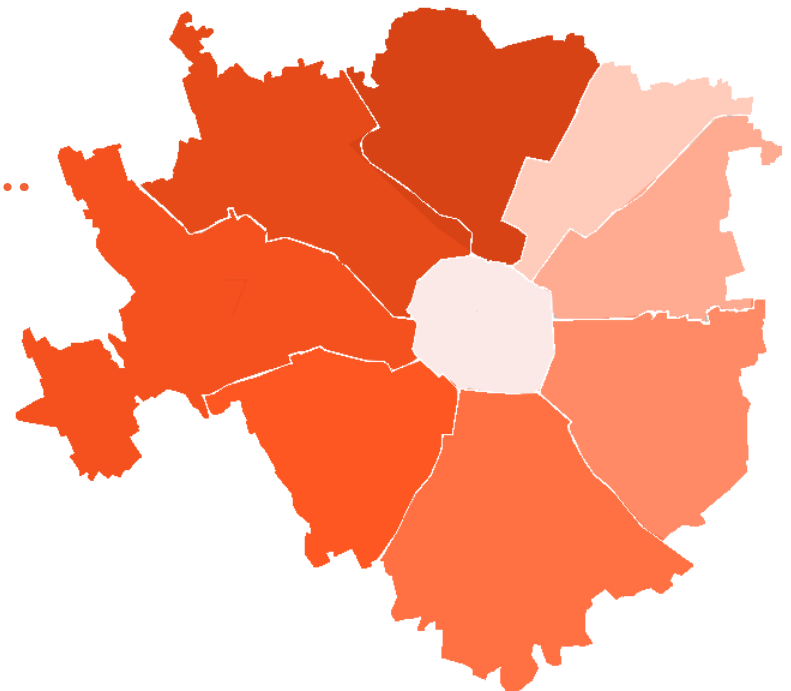


INTERCULTURAL
EDUCATION

ITALY / MILAN



- World citizenship, Intercultural education, participation
- School and community services: Foreign student integration, study space and communication workshops



ALBANIA



Sustainable agricultural development in Puke and Cukalat

KOSOVO



- Unique: Enforcement and promotion of the forest fruit processing plant
- Soft forest fruit for rural women entrepreneurs in Bec

LEBANON



Protection of migrating and refugee women's rights in Beirut

KENYA



Enhancement of agri-food sector in Meru

MOZAMBIQUE



- Protection of urban and suburban environment in Maxixe
- Promotion of small-scale river fishing in Mopeia and Morrumbala
- Quality nutrition support in Maxixe

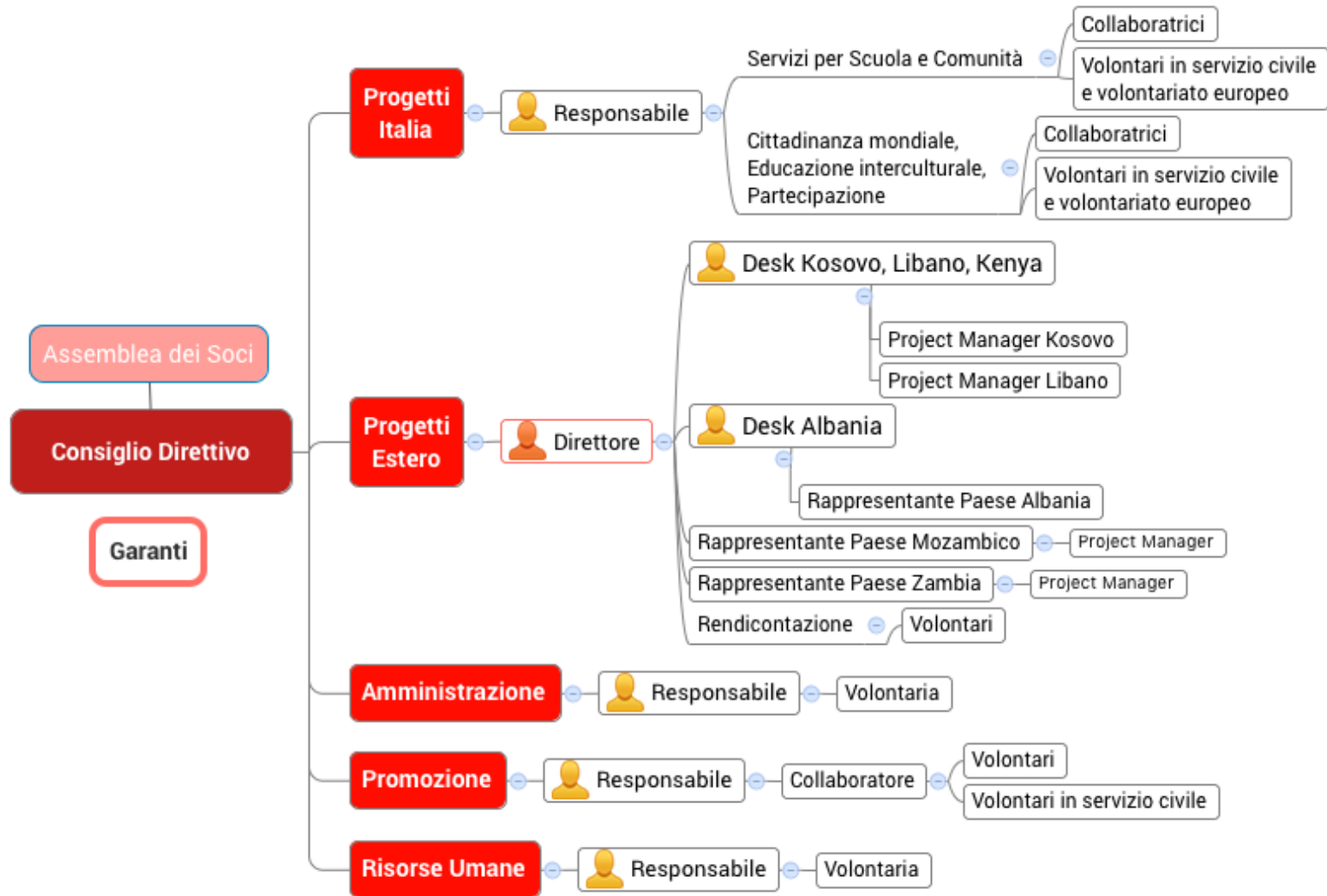
ZAMBIA



- Community School. Quality education for a sound development in Siavonga
- Biodiversity, environmental protection and economic development: Mongu's challenge
- Briquette production and inclusive green economy in Mongu
- Olga's - The Italian corner in Livingstone



OUR STRUCTURE



CELIM Association has 108 members: 107 people and 1 association [p.15].

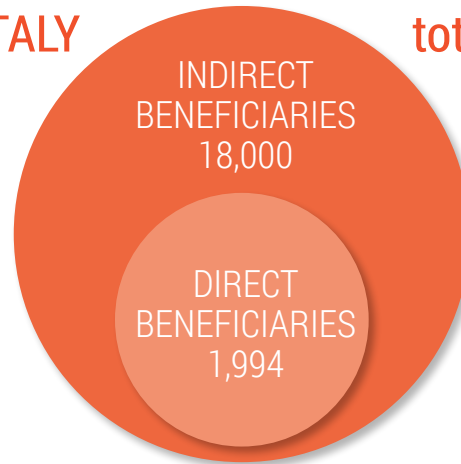
The Board of Directors comprises 6 members, including the Chairman, 5 of which are elected by the Meeting of the shareholders and 1 is appointed by the representative of the Archbishop of Milan. The members of the Board of Directors remain in office for three years, can be re-elected' (art. 8 of the Articles of Association) and are all volunteers.

The group of Sponsors comprises prominent personalities from the academic, ecclesiastic, business and social world who share our values and support CELIM's activities: often this group is in fact involved in our initiatives and invited to give its contribution. 12 Sponsors are officially part of the group and these are regularly joined by 6 other people.

OUR STAKEHOLDERS

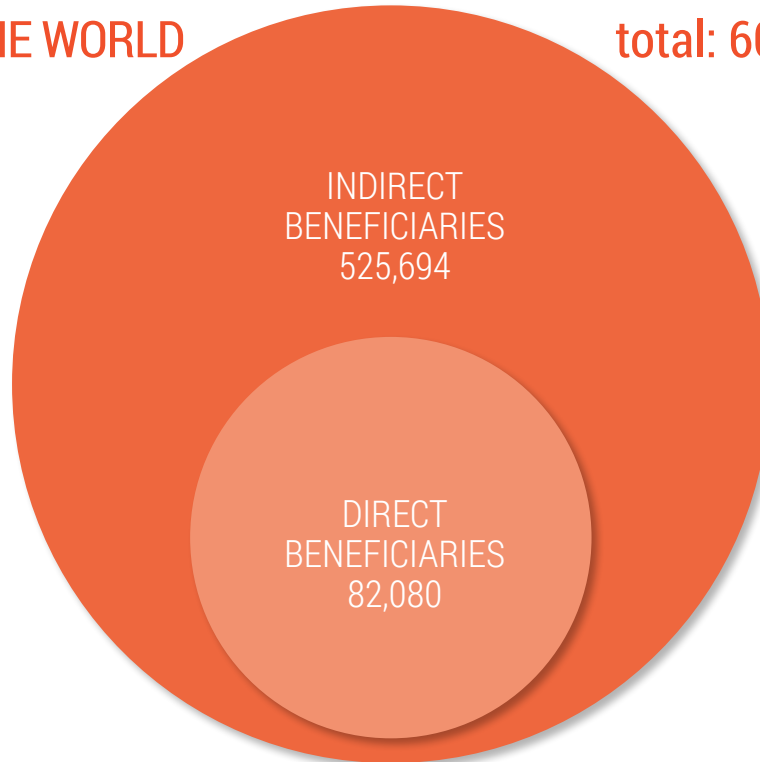
BENEFICIARIES IN ITALY

total: 19,994



BENEFICIARIES IN THE WORLD

total: 607,774



ALBANIA

620

KOSOVO

340

LEBANON

700

KENYA

255

MOZAMBIQUE

61,900

ZAMBIA

18,265

ALBANIA

9,929

KOSOVO

70,743

LEBANON

5,000

KENYA

1,422

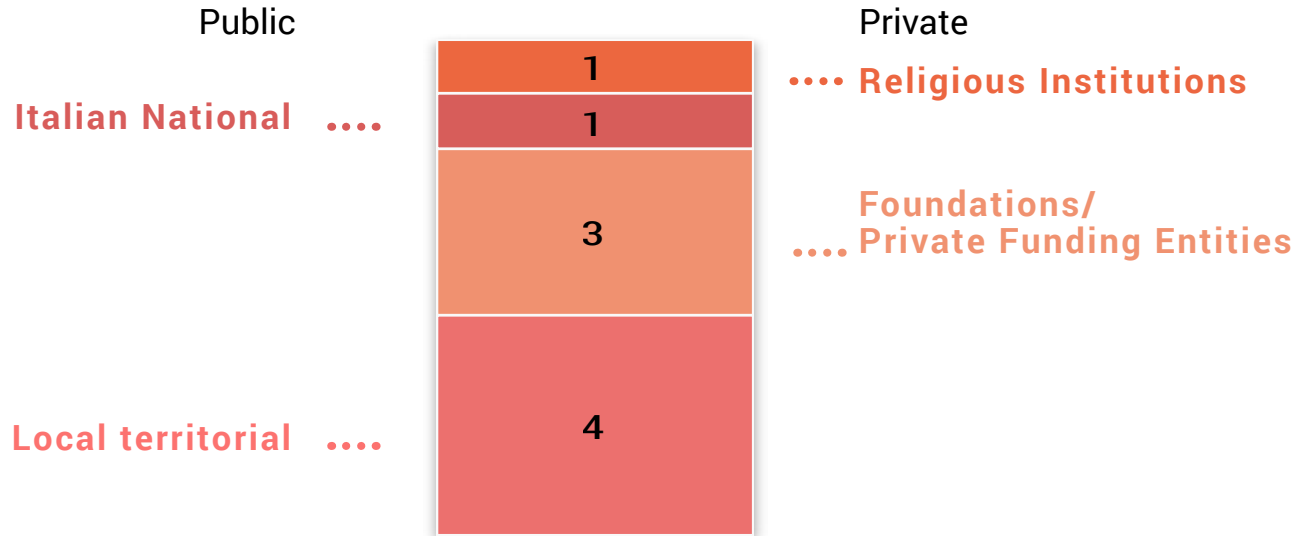
MOZAMBIQUE

179,600

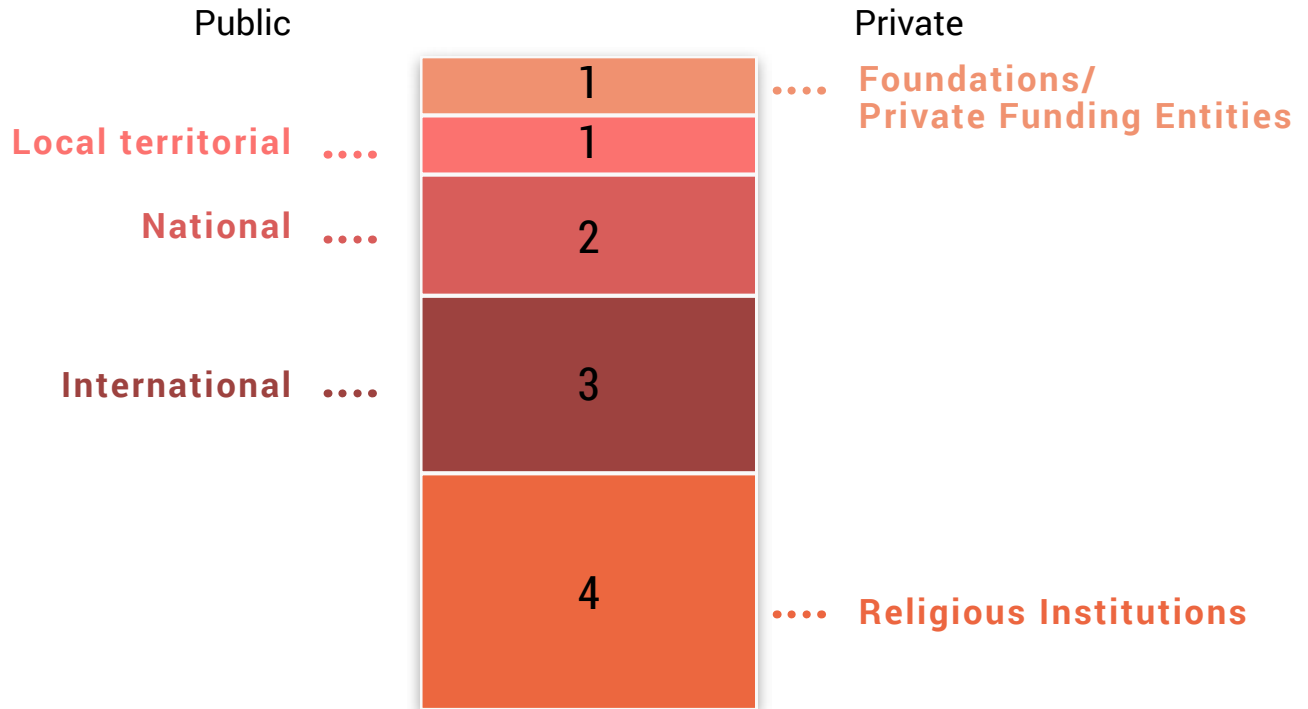
ZAMBIA

259,000

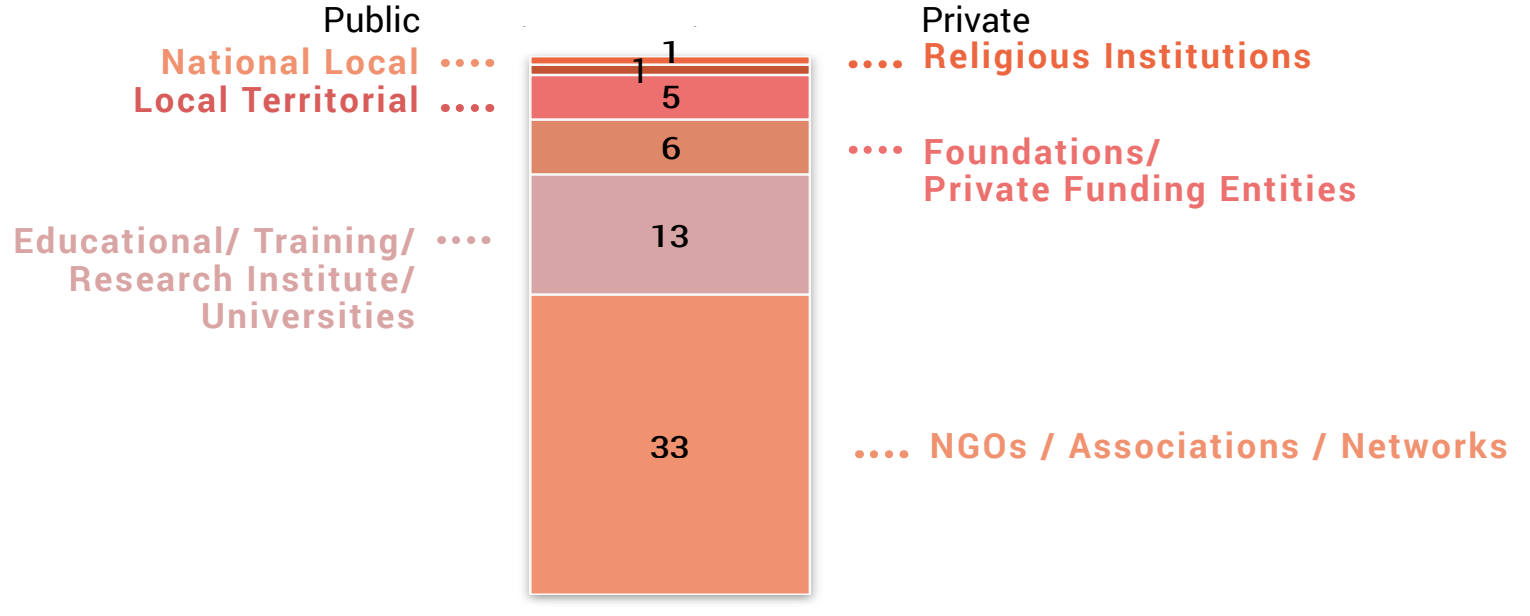
FINANCIAL BACKERS IN ITALY : 9



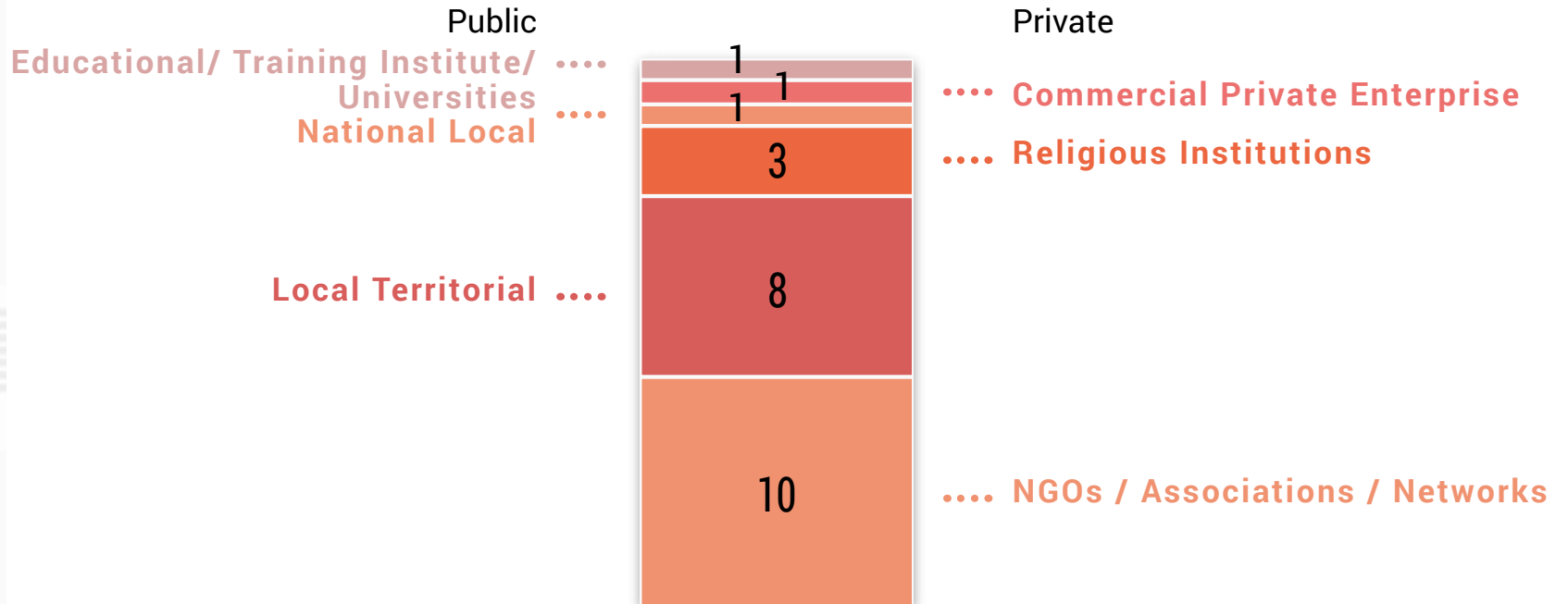
FINANCIAL BACKERS IN THE WORLD : 11



PARTNERS IN ITALY : 59



PARTNERS IN THE WORLD : 24



NETWORK IN ITALY : 8



NETWORK IN THE WORLD : 3



Mozambique

GONG

Zambia

-INGO Forum Zambia
-Project Coordinating Committee and
Sub-Committee about Education

2-SOCIAL REPORT



| | DIRECT BENEFICIARIES | INDIRECT BENEFICIARIES | TOTAL COST |
|---|-------------------------|---------------------------|------------|
| ITALY | | | |
| World citizenship, Intercultural education, participation | 1882 | 15000 | 32747 |
| School and community services | 112 | 3000 | 14035 |
| ALBANIA | | | |
| Sustainable agricultural development | 620 | 9929 | 198236 |
| KOSOVO | | | |
| Forest fruit processing plant | 300 | 70000 | 46985 |
| Rural women entrepreneurs | 40 | 743 | 154518 |
| LEBANON | | | |
| Migrating and refugee women's rights | 700 | 5000 | 83420 |
| KENYA | | | |
| Enhancement of agri-food sector | 255 | 1422 | 4710 |
| MOZAMBIQUE | | | |
| Environment protection | 56000 | 132740 | 54368 |
| Promotion of small-scale river fishing | 4860 | 31860 | 148570 |
| Quality nutrition support | 1040 | 15000 | 33522 |
| ZAMBIA | | | |
| Community School | 1164 | 5000 | 345373 |
| Biodiversity, environmental protection and economic development | 8788 | 99000 | 131659 |
| Green economy | 8240 | 150000 | 66165 |
| Olga's - the Italian Corner | 73 | 5000 | 7981 |

Total Direct Beneficiaries: 84,074

Total Indirect Beneficiaries: 543,694

Total Projects' Cost: 1,322,287 €

Investment for Direct Beneficiary:

$$\text{€} / \text{Person} = 16 \text{ €}$$

3-RESOURCES



OUR PERSONNEL IN ITALY

MEMBERS : 108

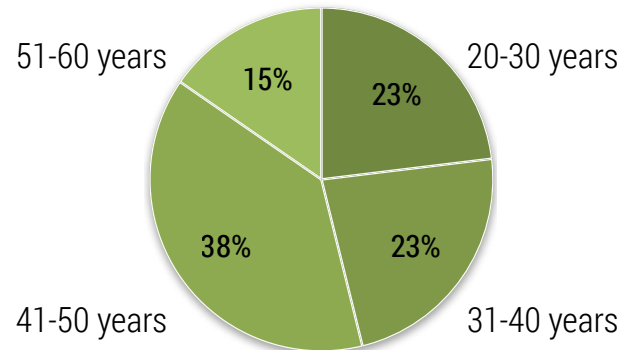
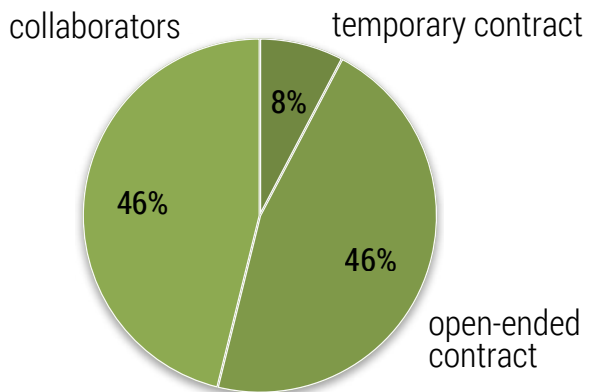
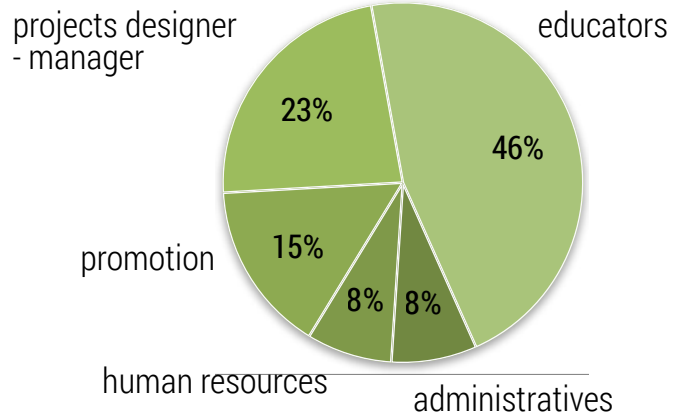
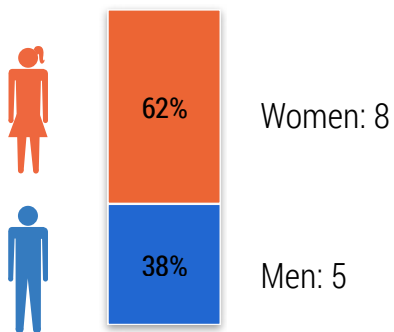


Men: 60 (including 5 Honorary)

Women: 47

Association: 1

STAFF : 13



VOLUNTEERS : 82

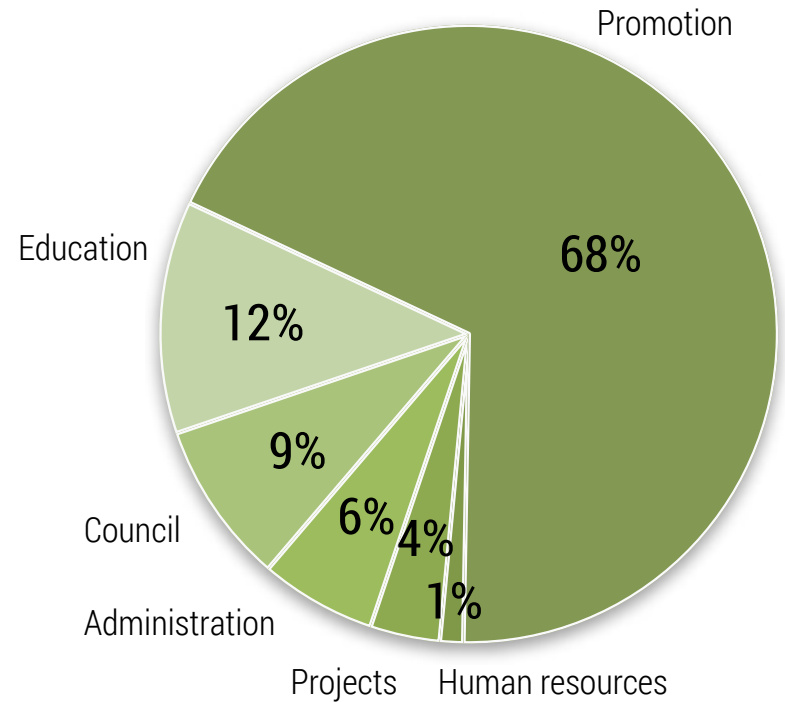
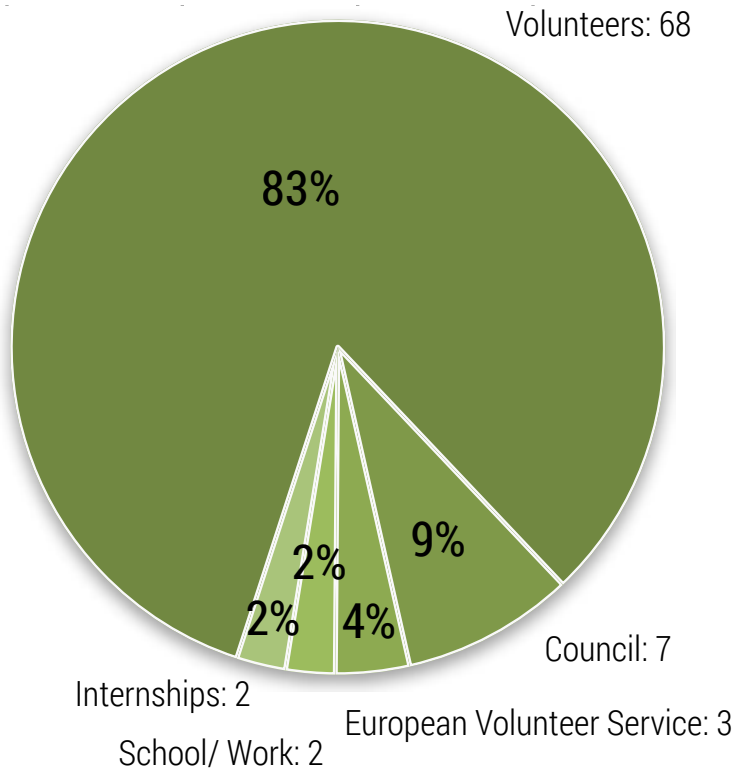
The volunteer support, very important for the Association, has been valued by taking into account the values for hours/days set by the Ministry of Foreign Affairs and actually represents a saving in terms cost for the Association.



Total Volunteers' Hours: 7,223

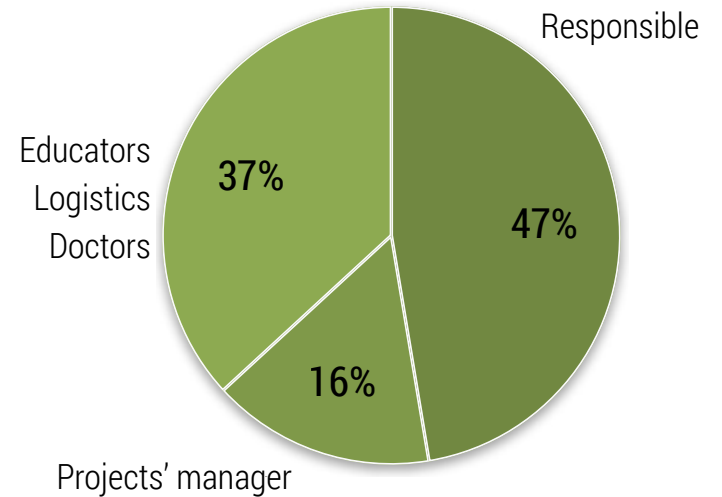
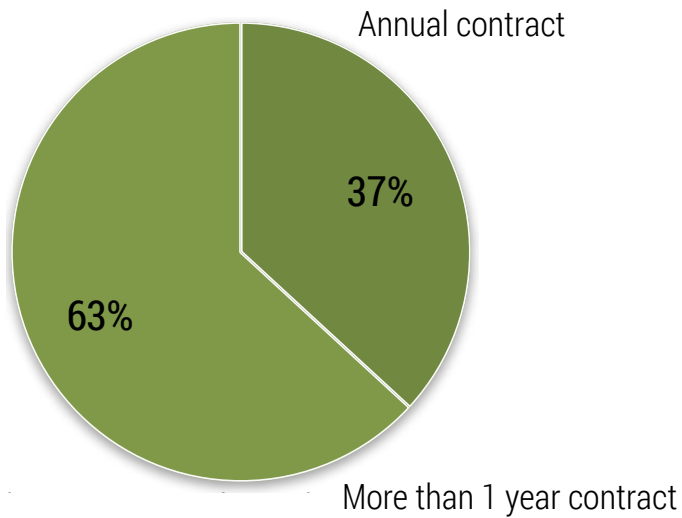
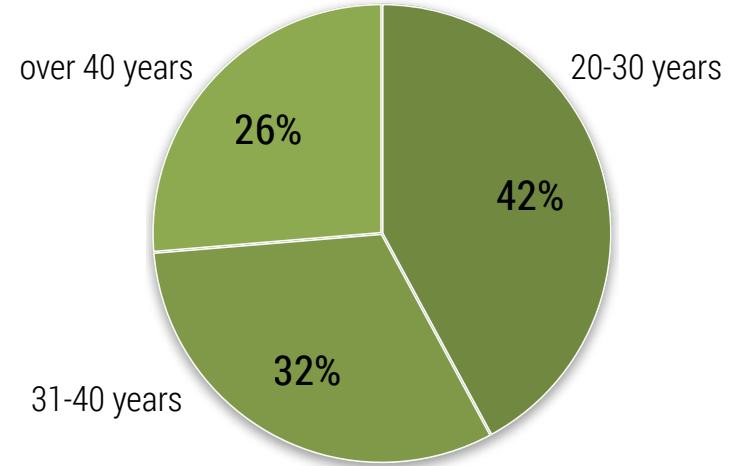
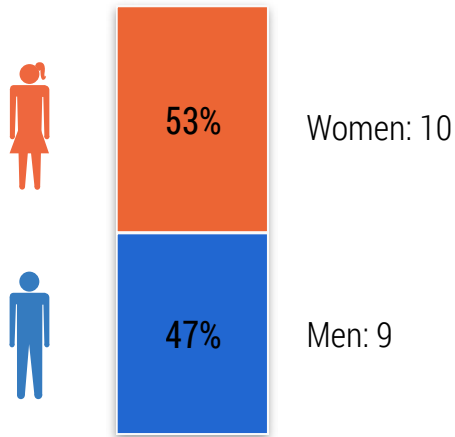


Total Benevolent Work: 166,745 €



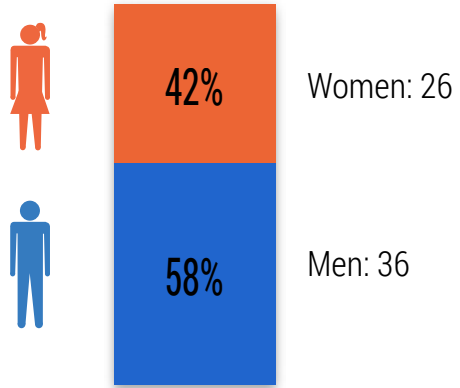
PERSONNEL ABROAD

EXPATRIATE STAFF : 19*



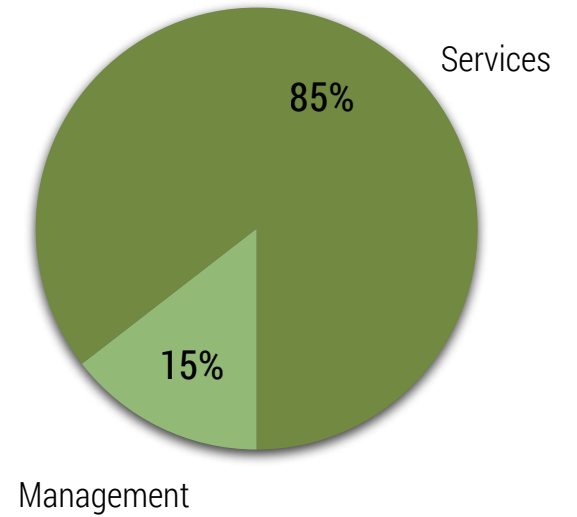
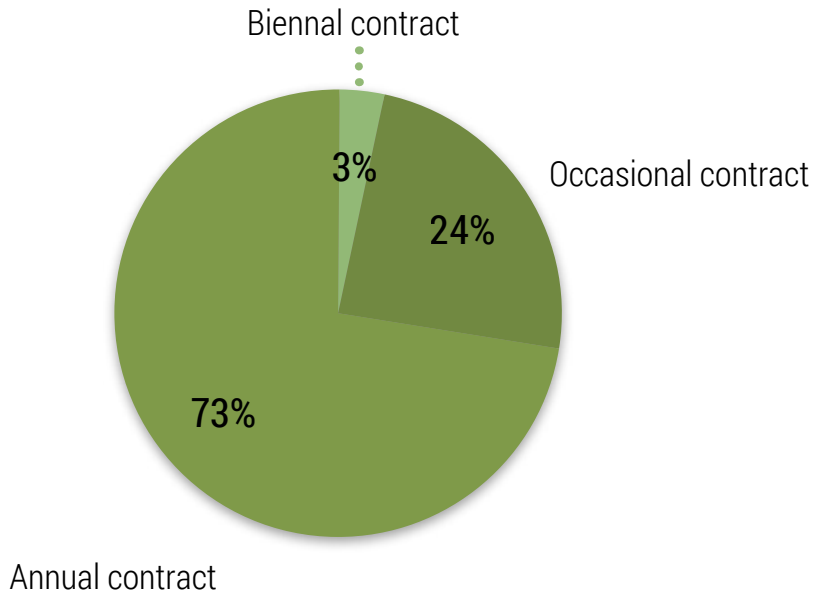
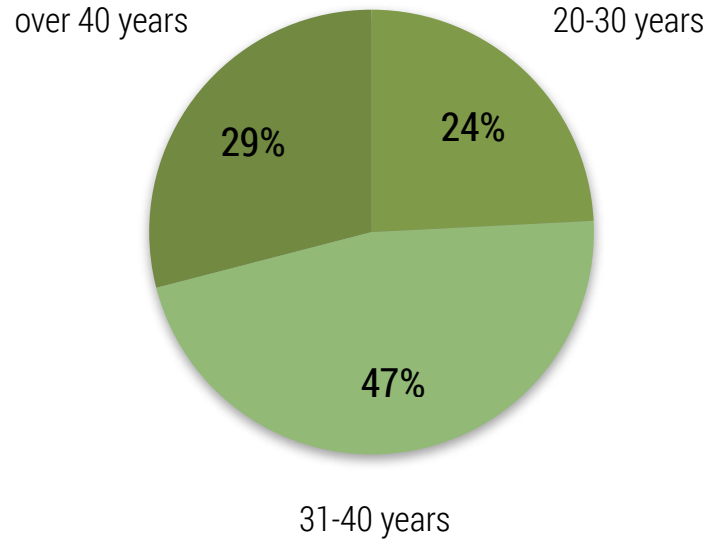
*Personnel contracted. During 2015, 4 internships were in Albania (1) and Zambia (3).

LOCAL STAFF : 62



% of expats on local

31%



THE NATIONAL CIVIL SERVICE



The National Civil Service, established with law n.64 the 6th of March 2001 and from the 1st of January 2005 is exclusively held on voluntary basis, is defined by the Prime Minister as "a way to defend the homeland, whose duty is ratified in the Article 52 of the Constitution; a defense that should not be referred to the territory of the State and the protection of its external borders, however as the sharing of common values that found the democratic system".

CELIM, through federation FOCSIV, is an accredited institution for National Civil Service: in the 2014/2015 14 youngsters were committed to the common good abroad with CELIM; in the 2015/2016 16 youngsters were committed with CELIM.

Civil Service until February: 14



- Kosovo
- Mozambique
- Zambia
- Italy

Civil Service from September: 16



OUR FINANCIAL RESOURCES

REVENUES : 2,294,387 €

Enhanced contribution (Voluntary)

166,745 €

Services to third parties

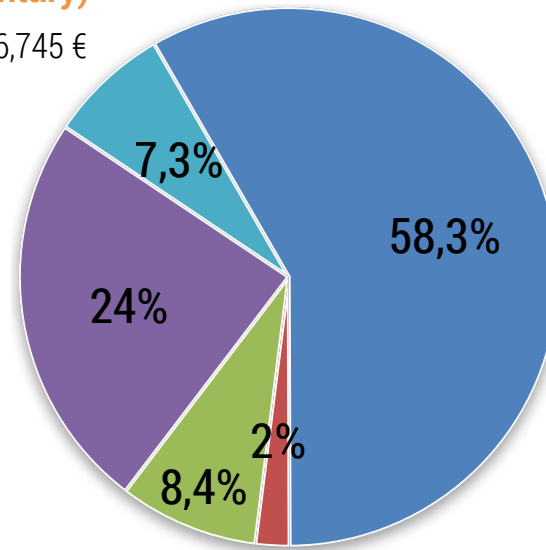
551,558 €

Caritas Ambrosiana,
Caritas Italiana,
Ufficio Missionario di Milano

Fund Raising

192,147 €

Offers, events, micro, membership fees,
8x1000, 5x1000



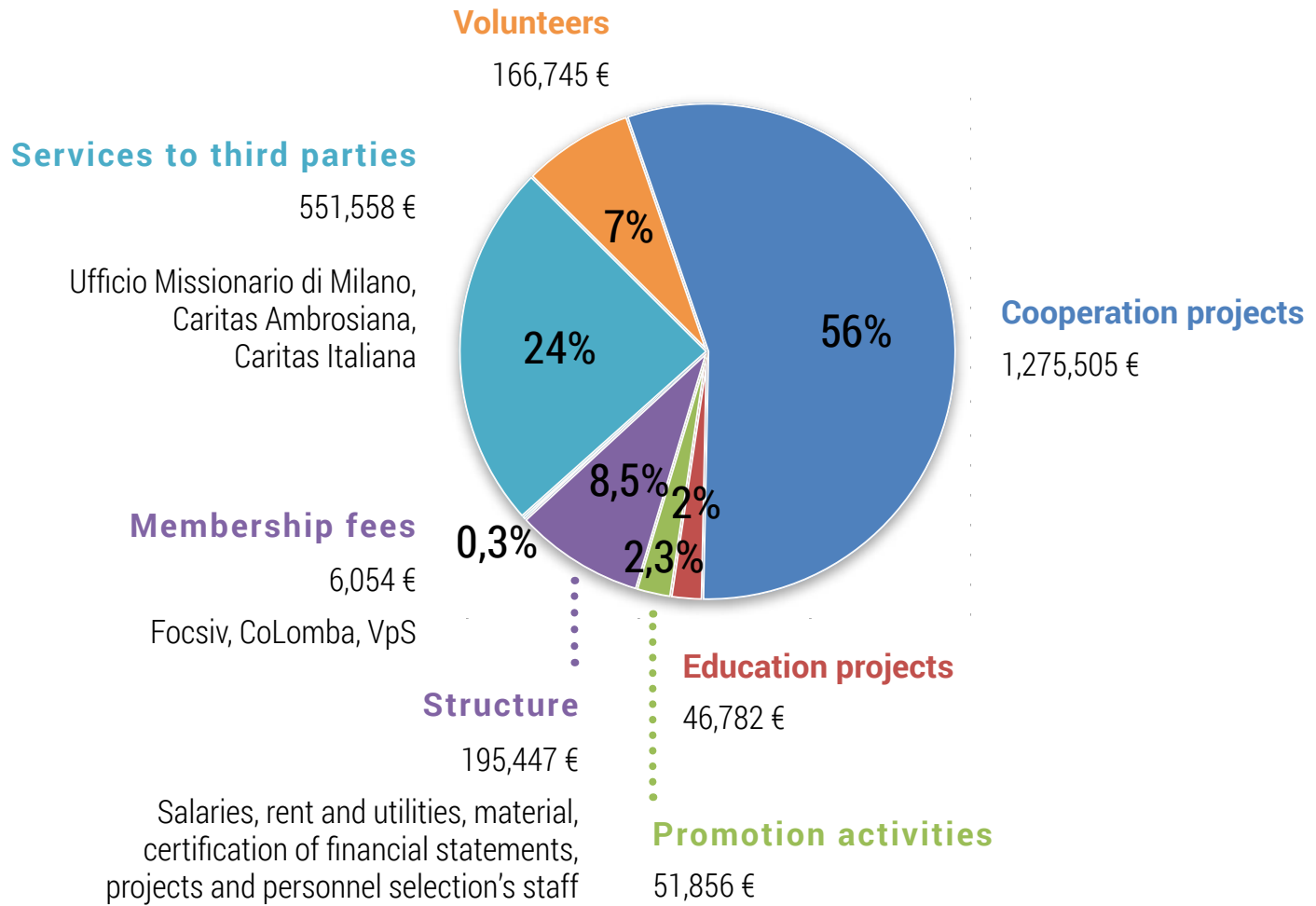
Contribution for Cooperation projects

1,337,154 €

Contribution for Education projects

46,782 €

EXPENDITURES : 2,293,947 €

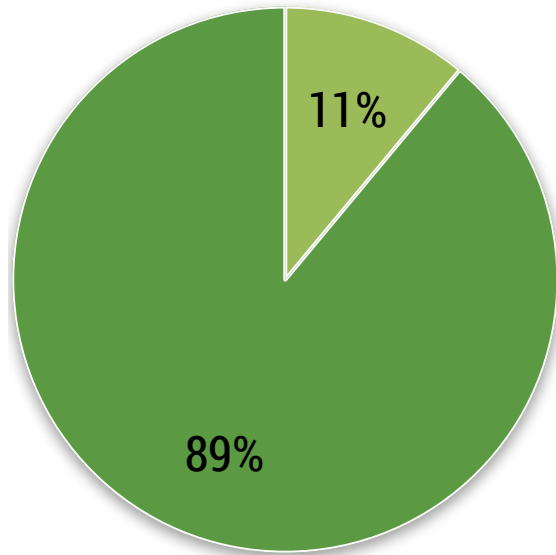


EFFICIENCY STRUCTURE INDEX

Cost Structure

253,357 €

Structure, promotional activities
and membership fees

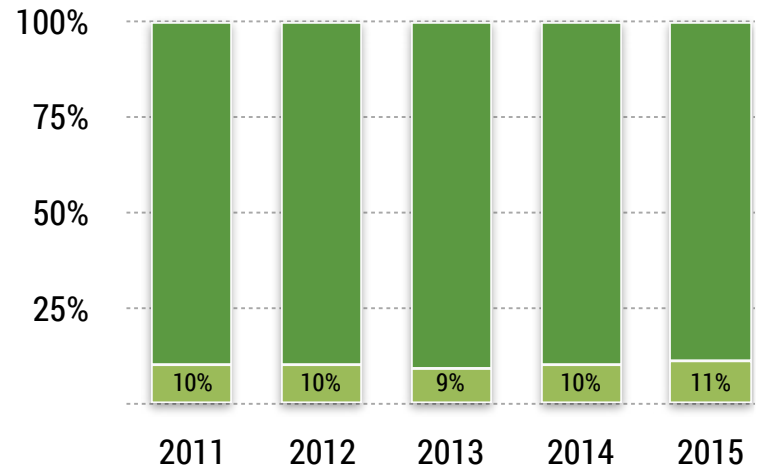


Costs for Institutional Activities

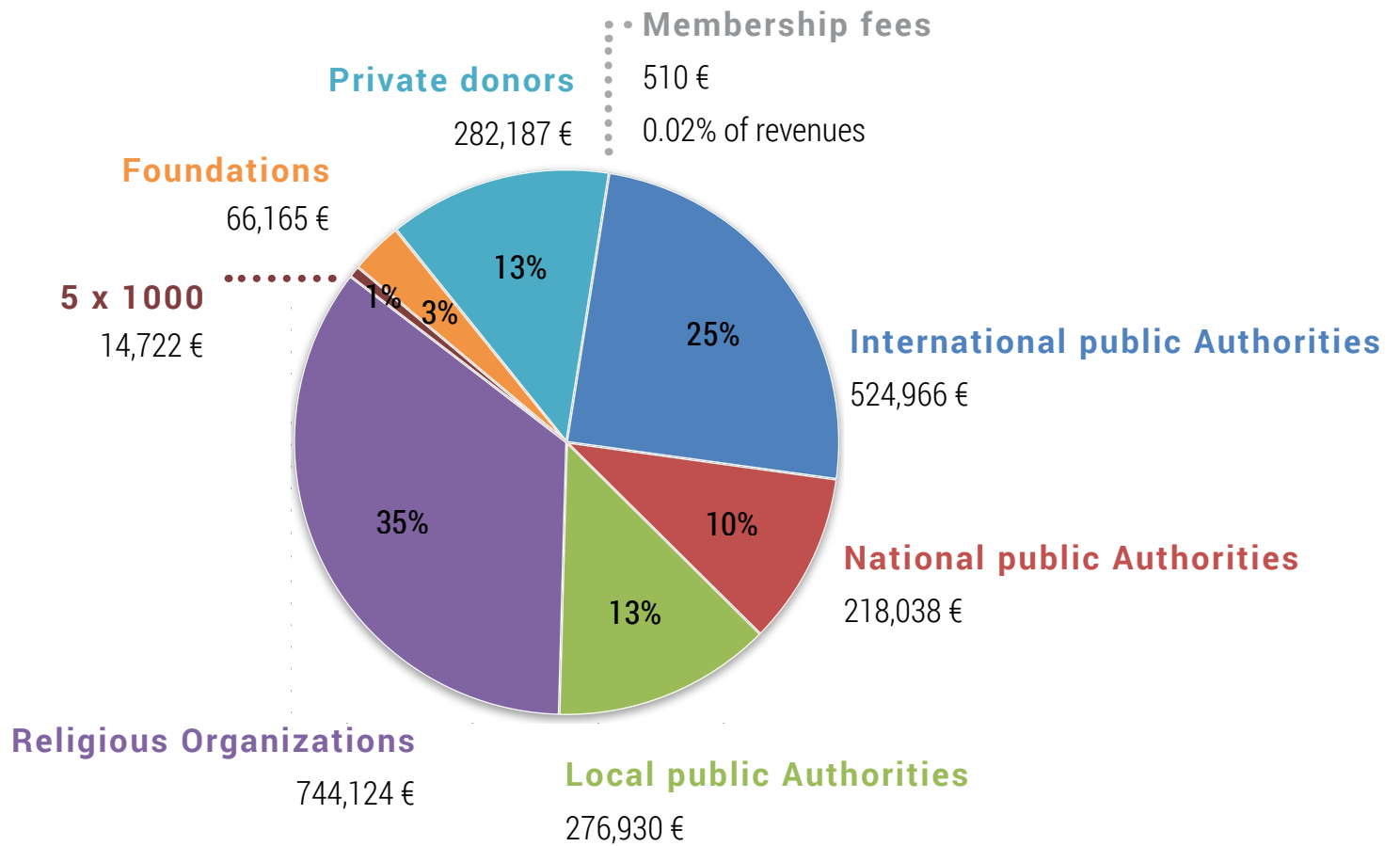
2,040,590 €

Cooperation projects,
education projects, services to third parties
and volunteering

EFFICIENCY STRUCTURE INDEX IN THE LAST 5 YEARS

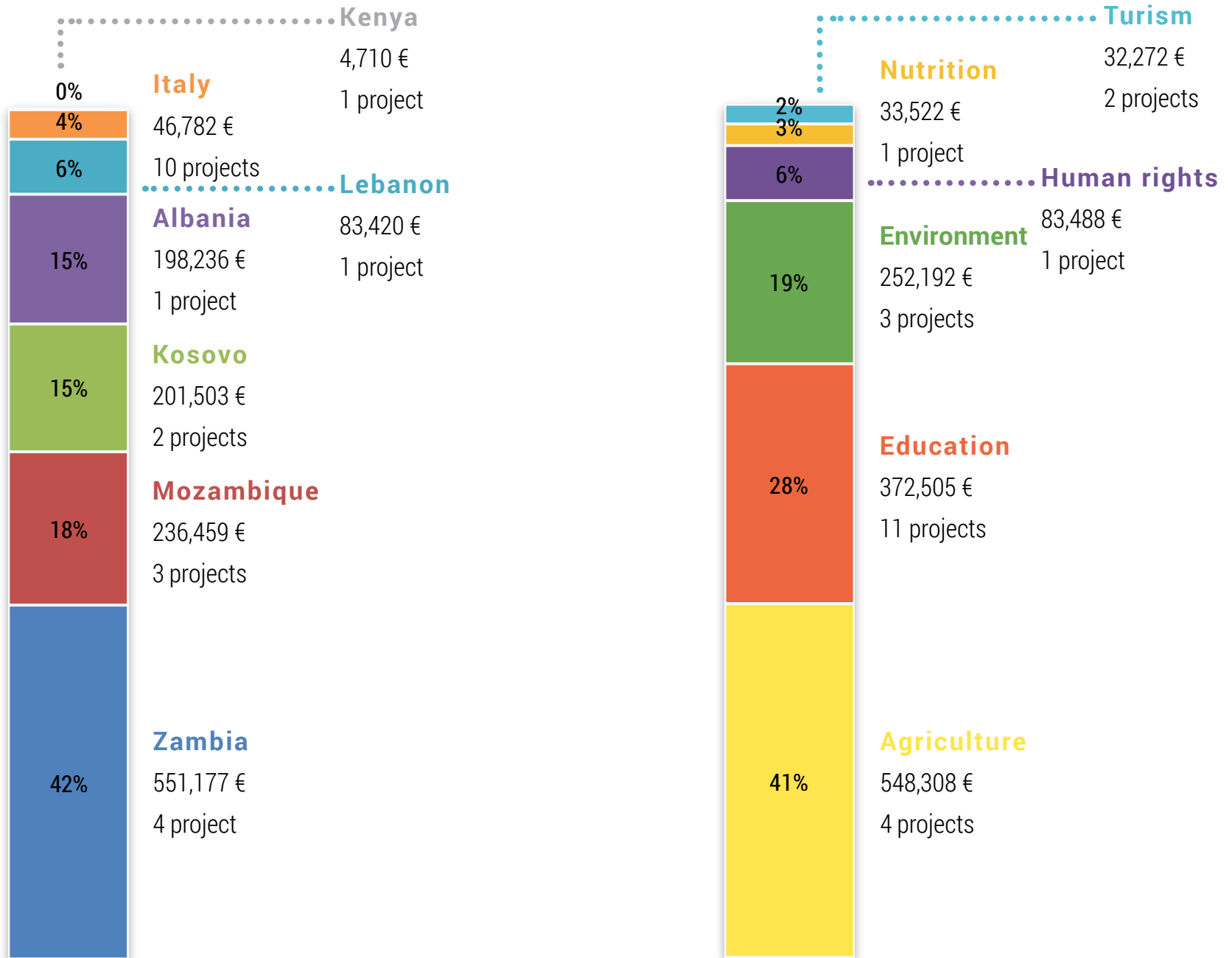


DIVERSIFICATION OF FINANCING SOURCES



Remember that € 166,745 reported in the financial statement derive from the volunteers work and have to be considered as enhanced contribution, not monetary.

FINANCING SOURCES BY AREA AND BY PRIORITY SECTOR total 1,322,287 €



Ce.L.I.M. Milano: Financial Statement 31st December 2015

ASSETS AND LIABILITIES

| Assets | | 31.12.2015 | 31.12.2014 |
|--|---|-------------------|-------------------|
| Fixed assets | | | |
| <i>Inventories</i> | Office equipment | 3.846 | 1.706 |
| | Depreciation Fund | (1.343) | (574) |
| | | <u>2.503</u> | <u>1.132</u> |
| <i>Financial</i> | Shareholdings in Banca Etica | 516 | 516 |
| Total fixed assets | | 3.019 | 1.648 |
| Current assets | | | |
| <i>Credits for projects</i> | Funded by M.FF.AA | 380.011 | 684.097 |
| | Funded by U.E. | 439.646 | 278.658 |
| | Funded by Public awareness and education for develop. | 43.618 | 58.965 |
| | Funded by various agencies | 815.645 | 685.712 |
| | Advances to various projects | 31.260 | 121.869 |
| | | <u>-</u> | <u>-</u> |
| | | <u>1.710.180</u> | <u>1.829.303</u> |
| <i>Other credits</i> | | 74.010 | 170.630 |
| <i>Liquidity</i> | Cash and cash equivalent | 167.354 | 134.334 |
| | Funds for projects | 5.000 | 2.366 |
| | Postal deposit | 9.843 | 7.727 |
| | Bank deposit | 336.785 | 179.242 |
| | Bonds | 230.155 | 190.154 |
| | | <u>749.137</u> | <u>513.824</u> |
| Total current assets | | 2.533.327 | 2.513.757 |
| Active Accruals and Rediscounts | Active Rediscounts | 427 | 427 |
| Total Active Accruals and Rediscounts | | 427 | 427 |
| Total assets | | 2.536.773 | 2.515.831 |
| Bounds accounts | | | |
| | Warranties for projects | 101.000 | 50.000 |
| | Monetary obligation for projects | 130.096 | 348.943 |
| Total Bounds accounts | | 231.096 | 398.943 |

| Liabilities | | 31.12.2015 | 31.12.2014 |
|---|---|-------------------|-------------------|
| Net Capital Worth | | | |
| <i>Free</i> | <i>Endowment Fund</i> | 69.398 | 69.295 |
| | <i>Projects Fund</i> | - | - |
| | <i>Fiscal Year Management Result</i> | 441 | 103 |
| Total Net Capital Worth | | 69.839 | 69.398 |
| <i>Severance payment fund</i> | | 110.808 | 100.632 |
| <i>Liabilities towards projects</i> | Funded by M.AA.EE. | 581.080 | 796.969 |
| | Funded by U.E. | 329.338 | 250.658 |
| | Funded by other agencies for Pub.awareness and ed. | 24.066 | 35.794 |
| | Funded by Foundations and Embassy of Japan Amb.Giappone | 573.445 | 152.822 |
| | Funded by CEI | 397.761 | 264.077 |
| | Funded by local Authorities | 26.300 | 221.032 |
| | Funded by private donors | 32.845 | - |
| | Funded by da privates for Chirundu Hospital | 56.958 | 124.057 |
| | Funded by others | 67.665 | 40.802 |
| | | 2.089.458 | 1.886.212 |
| <i>Other liabilities</i> | Towards banks | | 148.788 |
| | Towards suppliers | 23.190 | 181.623 |
| | Tributary | 427 | |
| | Towards social security Institutions | 12.303 | 11.037 |
| | Others | 229.350 | 116.837 |
| | | 265.270 | 458.285 |
| Total Liabilities | | 2.354.728 | 2.344.497 |
| <i>Passive Accruals and Rediscunts</i> | | | |
| Totala Passive Accruals and Rediscunts | | 1.398 | 1.304 |
| Total liabilities | | 2.536.773 | 2.515.831 |
| Bounds accounts | | | |
| Warranties for projects | | 101.000 | 50.000 |
| Monetary obligations for projects | | 130.096 | 348.943 |
| Total Bounds accounts | | 231.096 | 398.943 |

REVENUES AND COSTS

| REVENUES | | 31.12.2015 | 31.12.2014 |
|--|---|-------------------|-------------------|
| <i>Incomes for projects</i> | Projects for basic services | 156.463 | 182.183 |
| | Promotion | 35.675 | 24.984 |
| | Revenues for project Albania Domani | | 453.406 |
| | Revenues for Caritas and Diocese projects | 559.858 | 396.436 |
| | Revenues for projects | 1.144.830 | 812.580 |
| | Advances for projects | 204.926 | 151.966 |
| | | <u>2.101.753</u> | <u>2.021.555</u> |
| <i>Voluntary service</i> | | 166.745 | 149.020 |
| <i>Financial Revenues</i> | | 3.708 | 3.499 |
| <i>Other Revenues (from CeLIM projects)</i> | | 22.181 | 4.166 |
| Total revenues | | 2.294.387 | 2.178.240 |
| <i>MANAGEMENT DEFICIT/SURPLUS</i> | | (441) | (103) |
| Total | | 2.293.946 | 2.178.137 |
| COSTS | | | |
| <i>Basic services</i> | | 154.977 | 131.028 |
| <i>Unespected expenses</i> | | 16.946 | 22.140 |
| <i>Expenses for communication and training</i> | | 51.856 | 37.367 |
| <i>Costs for projects</i> | Project Albania Domani | | 558.108 |
| | Caritas and Diocese projects | 559.858 | 397.955 |
| | Own projects | 431.049 | 310.493 |
| | Italian Episcopal Conference projects | 164.266 | 137.465 |
| | M.FF.AA. Projects | 218.038 | 97.643 |
| | U.E. Projects | 524.966 | 332.209 |
| | | <u>1.898.177</u> | <u>1.833.873</u> |
| <i>Voluntary service</i> | | 166.745 | 149.020 |
| <i>Financial costs</i> | | 5.245 | 4.709 |
| Total costs | | 2.293.946 | 2.178.137 |

The current financial statement is true and is fair representation of bookkeeping.

Milano, 16th April 2015

Andrea Campoleoni
President



Andrea Campoleoni



Report of auditors

To the Board of Directors of
Ce.L.I.M. – Centro Laici Italiani per le Missioni

1. We have audited the financial statements of Ce.L.I.M. - Centro Laici Italiani per le Missioni, at December 31, 2015. The members of Board of Directors of Ce.L.I.M. - Centro Laici Italiani per le Missioni are responsible for the preparation of the financial statements in accordance with the applicable laws. It is our responsibility to express an opinion on the financial statements based on our examination.

This opinion has been issued on a voluntary basis being Ce.L.I.M. - Centro Laici Italiani per le Missioni not subject to audit according to art. 14 of D. Lgs. January 27, 2010 nr.39 .

2. Our examination was performed in accordance with generally accepted auditing standards. In accordance with these standards, the audit was planned and performed in order to obtain all the necessary elements to assess whether there are significant errors in the financial statements and whether the results, on the whole are acceptable. Our audit includes the verification on test basis of all the evidence supporting the amounts and disclosures in the financial statements, of the suitability and correctness of the accounting principles used and of the estimates made by management. We believe that our audit provides a reasonable basis for the expression of an opinion.

For the opinion on the prior year financial statements, which figures are presented for comparative purposes in agreement with the law, please refer to our report issued on April 23, 2015.

3. In our opinion, the financial statements of Ce.L.I.M. - Centro Laici Italiani per le Missioni at December 31, 2015 have been correctly prepared in accordance with the application laws and show a true and fair view of the financial situation and of the results of the Association closed at this date.

Milan, April 12, 2016

REVITECH S.r.l.

Luca Dorenti

CELIM Milan

via degli Arcimboldi 5, 20123 Milan, Italy

t./f. 02 58.31.63.24

celim@celim.it

In the word:

CELIM Albania

Rruga Palokë Kurti 605, 4000 Shkodër

t./f. +355 (0)2 28.06.362

albania@celim.it

CELIM Kosovo

kosovo@celim.it

CELIM Lebanon

lebanon@celim.it

CELIM Zambia

PO Box 33834, Lusaka

t. +26 01 23.93.53

f. +26 01 23.92.04

celim.zambia@celim.org.zm

CELIM Mozambique

t. +258 82.57.24.681

f. +258 82.69.29.429

mozambique@celim.it

HOW TO SUPPORT CELIM

Bank

Banca Popolare Etica

IBAN IT31A0501801600000000108067

BIC (SWIFT) CCRTIT2T84A

Credito Valtellinese

IBAN IT49H0521601631000000018081

BIC (SWIFT) BPCVIT2S

Online

www.celim.it



www.celim.it



CeLIM Milano



@CELIMMilano



CELIM Milano



CELIM Milano



Celimmilano



CELIM Milano

For CELIM Social Report Francesca Neri

Photos: copyright CELIM

Graphics: Irene Fiocca, with the collaboration: Genesis Elisabet Fajardo Noboa