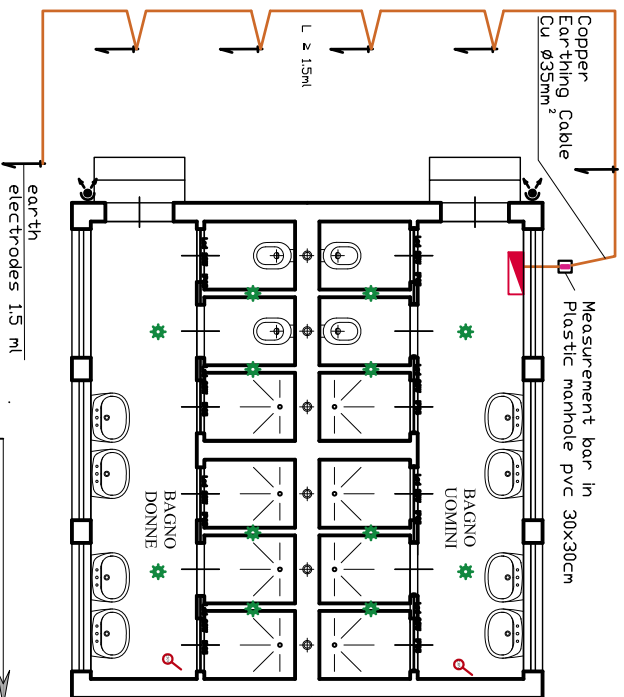
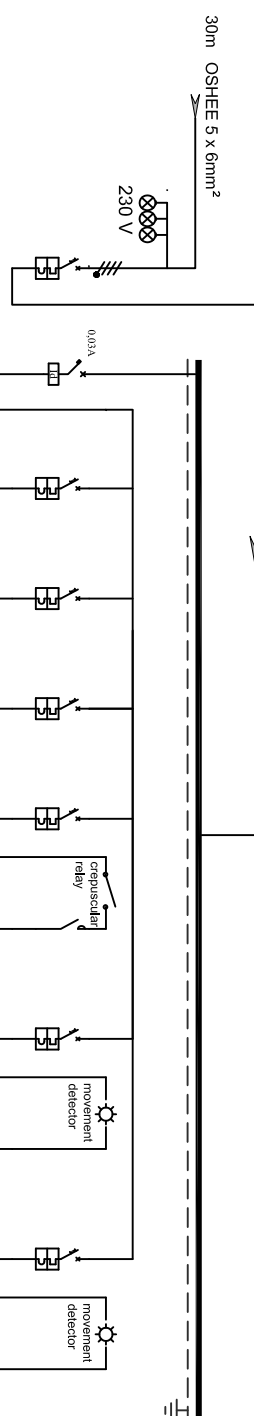


BREDHII HOTOVES



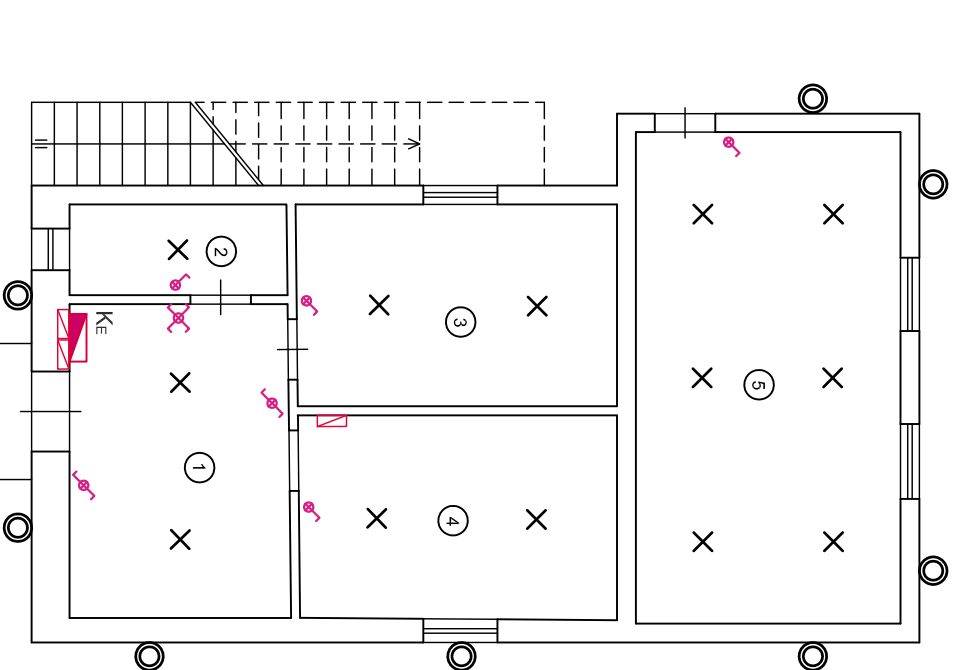
- LEGENDE**
- electric distribution board 24mod IP55 h=150 cm
 - special line for Water Heater h= 165 cm
 - movement ceiling IP detector
 - light fixture Led 28V IP 65
 - led projector light 30V h = 235 cm
 - earth electrodes 1.5 ml
 - Measurement bar in Plastic manhole pvc 30x30cm
 - Copper Earthing Cable Cu Ø35mm²



NO. OF ELECTRIC LINES		Line 1	Line 2	Line 3	Line 4	Line 5	Line 6
Device	circuit breaker	circuit breaker	circuit breaker	circuit breaker	circuit breaker	circuit breaker	circuit breaker
Current In A'	32	40	32	16	16	16	16
SECTION of wires (cables) mm²	10	10	6	6	2.5	2.5	2.5
Amps Interrupting Current kA	6	6	6	6	6	6	6
TYPE OF CABLES		FG7		FG7		FG7	
INSTALLATION	pipe	pipe	pipe	pipe	pipe	pipe	pipe
PHASE	ABCOT	ABCOT	BOT	COT	AOT	BOT	COT
NO. OF MODULES	4	4	1	1	1	1	1
NO. OF POLES	3P/N	4P	1P/N	1P/N	1P/N	1P/N	1P/N
DEFINITION	Main circuit breaker	Water Heater	Water Heater	Reserve	Projector	Light hall tables	Light showers ambient

OBJECT: Elaborated electric graphics and panels details

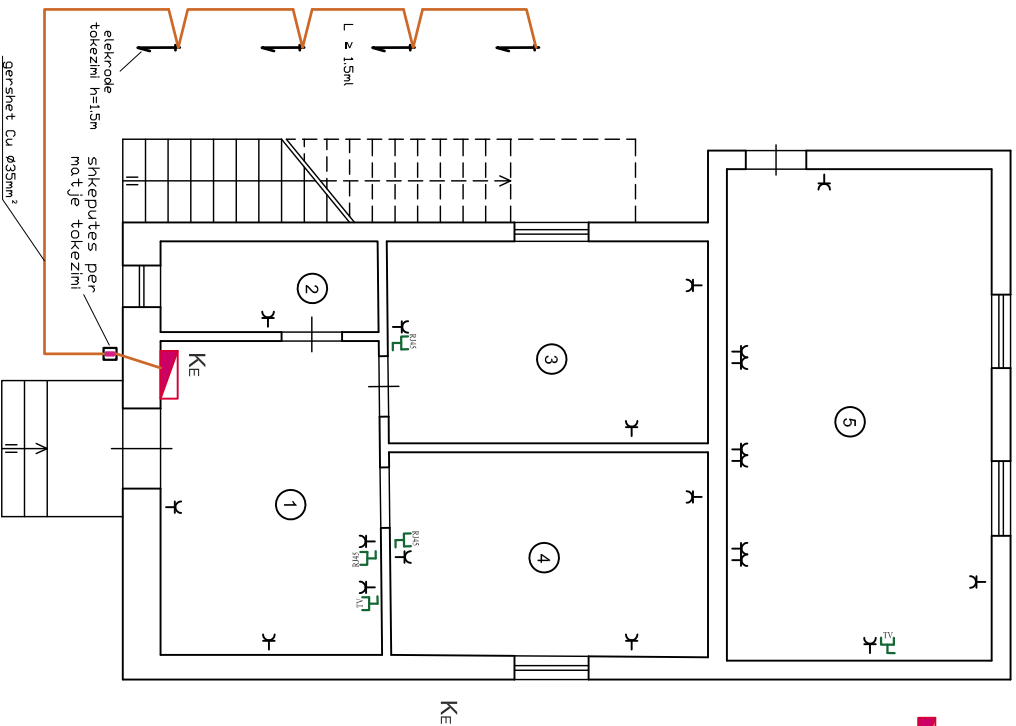
GROUND FLOOR PLAN



LEGENDE

- electric distribution board 24mod IP65 h=150 cm
- light switch h=100cm
- deviat h=100cm
- inverter h=100cm
- Led ceiling lamp
- lights outdoor cylindrical 9w
- distribution box, h= 25 cm

GROUND FLOOR PLAN

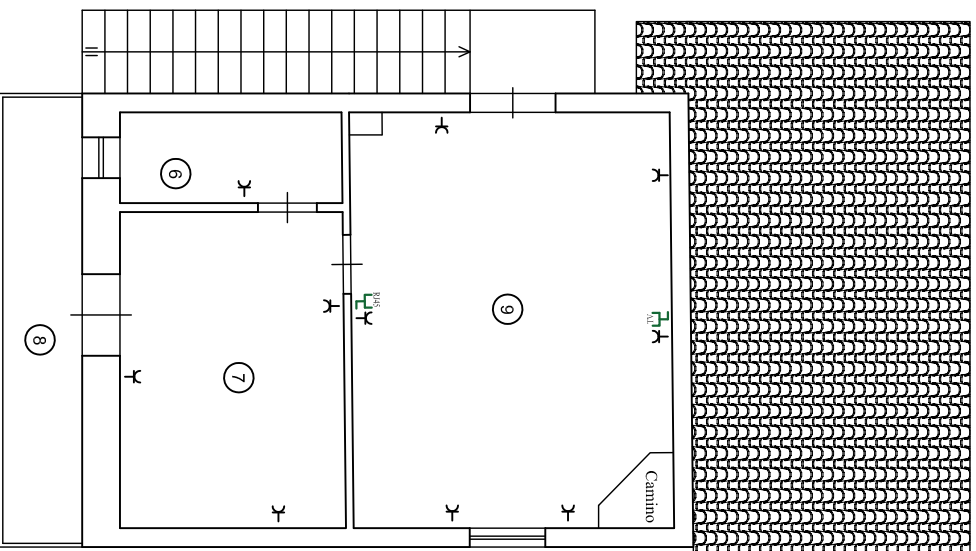


LEGENDE

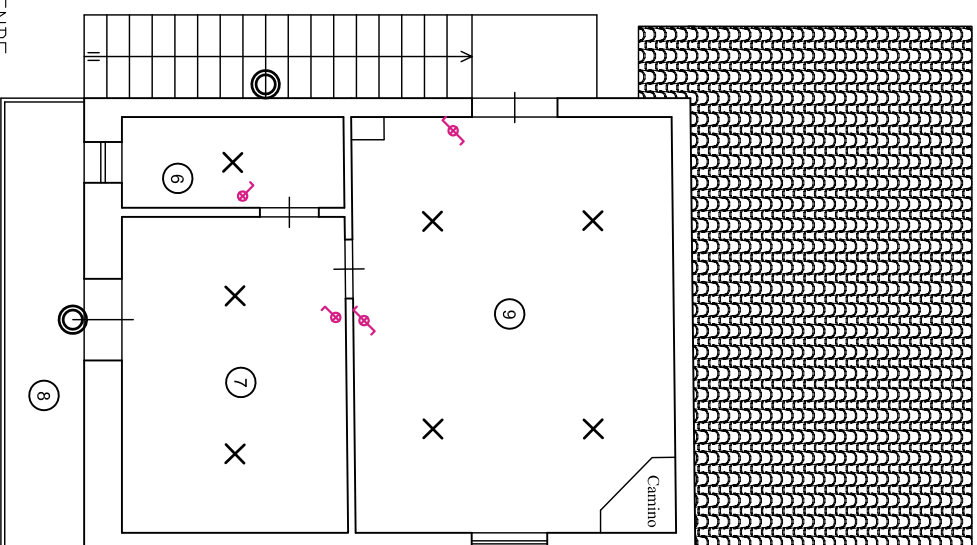
- electric distribution board 24mod IP65 h=150 cm
- socket RJ45, h=35cm
- socket TV (direct)
- universal shuko 16A, h=35cm
- socket bivalente 16A, h=35cm
- distribution box, h= 25 cm
- Copper Earthing Cable Cu Ø35mm²
- Measurement bar in Plastic manhole pvc 30x30cm
- earthing electrodes 1.5 ml

OBJECT: Elaborated electric graphics and panels details

FIRST FLOOR PLAN

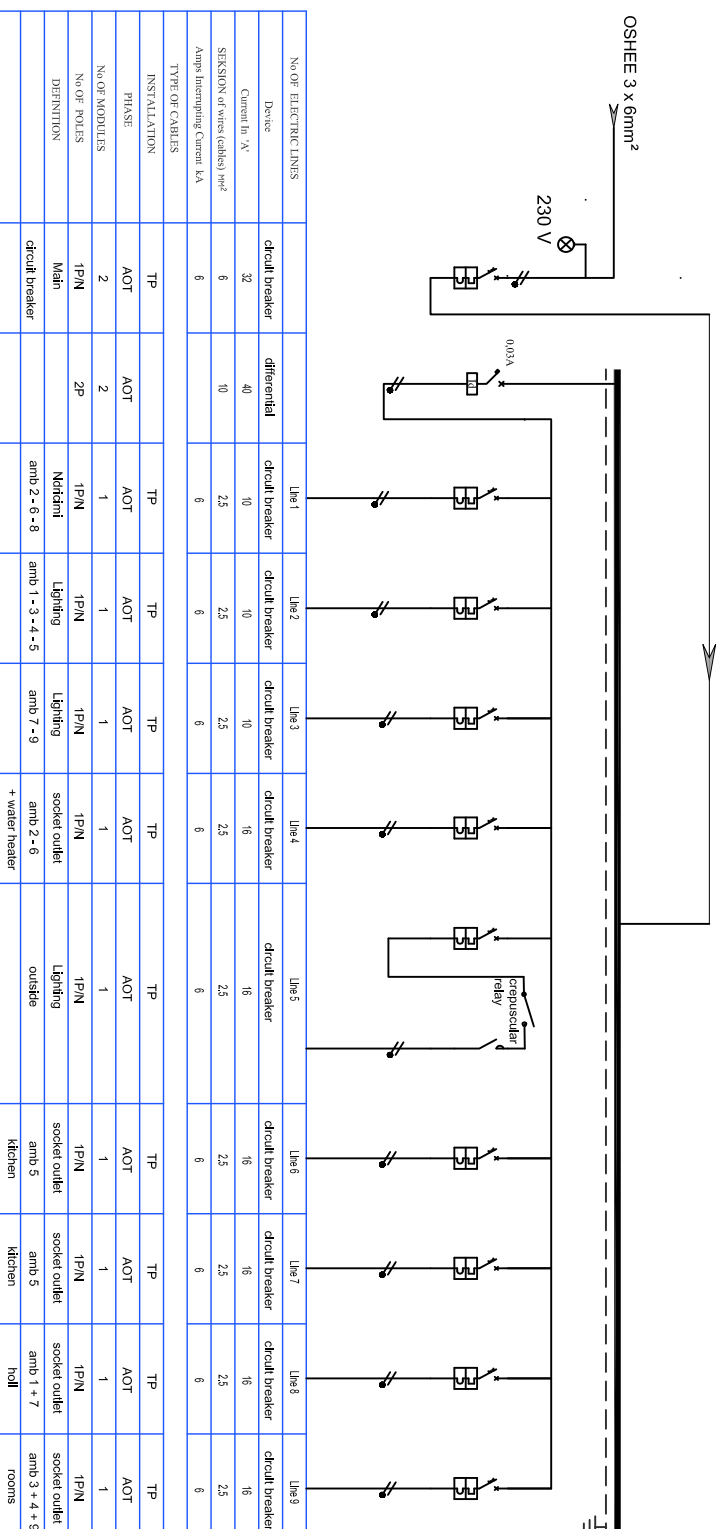


- LEGENDE
- electric distribution board 24mod IP65 h=160 cm
 - socket RJ45, h=35cm
 - socket TV (direct)
 - universal struko 16A, h=35cm
 - socket bivalente 16A, h=35cm
 - distribution box, h= 25 cm
 - Copper Earthing Cable Cu ø35mm²
 - Measurement bar in Plastic manhole pvc 30x30cm eqr-th
 - electrodes 1,5 ml



- LEGENDE
- electric distribution board 24mod IP65 h=160 cm
 - light switch h=100cm
 - deviat h=100cm
 - inverter h=100cm
 - Led ceiling lamp
 - lights outdoor cylindrical 9w
 - distribution box, h= 25 cm

ELECTRIC DASHBOARD
BUILDING



NO OF ELECTRIC LINES	Device	Current In A'	SECTION of wires (cables) mm ²	Amps Interrupting Current kA	TYPE OF CABLES	INSTALLATION	PHASE	NO OF MODULES	NO OF POLES	DEFINITION
	circuit breaker	32	6	6		TP	AOT	2	1P/N	Main
	differential	40	10	10		AOT	AOT	2	2P	
	circuit breaker	10	2.5	0		TP	AOT	1	1P/N	Ndrāmi
	circuit breaker	10	2.5	0		TP	AOT	1	1P/N	amb 2 - 6 - 8
	circuit breaker	10	2.5	0		TP	AOT	1	1P/N	Lighting
	circuit breaker	10	2.5	0		TP	AOT	1	1P/N	amb 1 - 3 - 4 - 5
	circuit breaker	10	2.5	0		TP	AOT	1	1P/N	Lighting
	circuit breaker	16	2.5	0		TP	AOT	1	1P/N	amb 7 - 9
	circuit breaker	16	2.5	0		TP	AOT	1	1P/N	socket outlet
	circuit breaker	16	2.5	0		TP	AOT	1	1P/N	amb 2 - 6 + water heater
	circuit breaker	16	2.5	0		TP	AOT	1	1P/N	Lighting
	circuit breaker	16	2.5	0		TP	AOT	1	1P/N	outside
	circuit breaker	16	2.5	0		TP	AOT	1	1P/N	socket outlet
	circuit breaker	16	2.5	0		TP	AOT	1	1P/N	amb 5 kitchen
	circuit breaker	16	2.5	0		TP	AOT	1	1P/N	socket outlet
	circuit breaker	16	2.5	0		TP	AOT	1	1P/N	amb 5 kitchen
	circuit breaker	16	2.5	0		TP	AOT	1	1P/N	socket outlet
	circuit breaker	16	2.5	0		TP	AOT	1	1P/N	amb 1 + 7 hall
	circuit breaker	16	2.5	0		TP	AOT	1	1P/N	socket outlet
	circuit breaker	16	2.5	0		TP	AOT	1	1P/N	amb 3 + 4 + 9 rooms